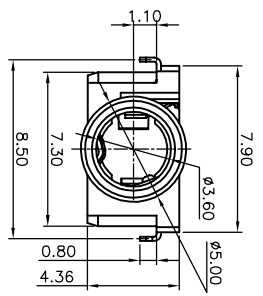
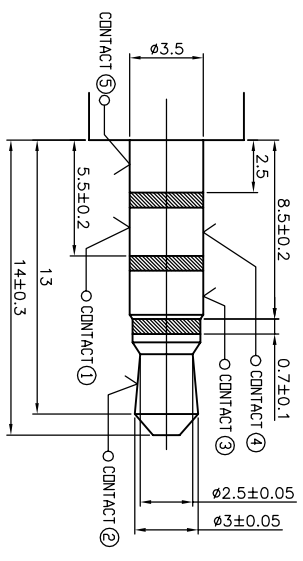
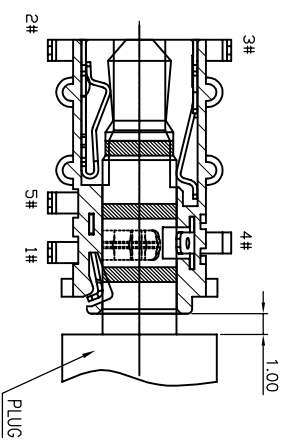
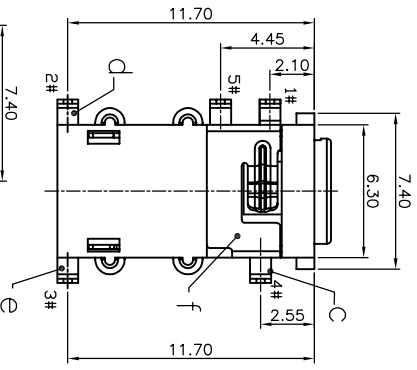
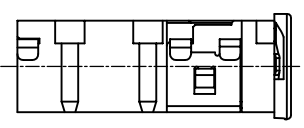
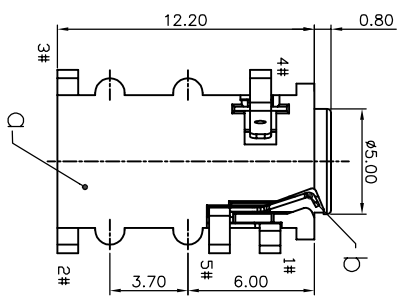


REV.	ECN NO.	APPL.
A		



Ø3.5mm 4 POLE PLUG



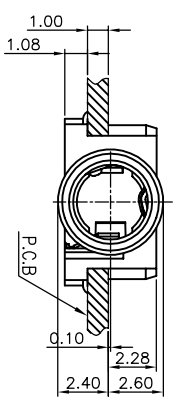
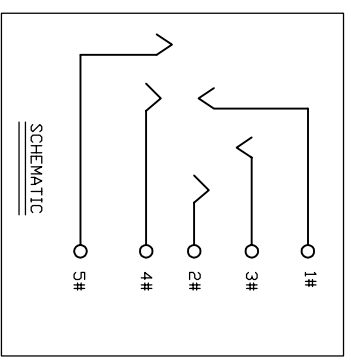
MATING DRAWING

RECOMMEND P.C.B LAYOUT (THICKNESS=1.2mm)

PCB TOLERANCES: ±0.05

- NOTES:
- ELECTRICAL CHARACTERISTICS:
1-1:WORKING VOLTAGE : 36V MAX.
1-2:CONTACT RESISTANCE:
50 MILLIOHMS MAX. INITIAL,
100 MILLIOHMS MAX. AFTER TEST.
 - MATING FORCE:30KGf Max.
 - UNMATING FORCE: 0.3KGf Min.
 - DURABILITY: 5,000 CYCLES.
 - PACKING: TAPE REEL.
 - SOLDER HEAT RESISTANCE REFLOW SOLDERING 260° 10 SECS.
 - PART NO. DESCRIPTION:
AAR27- 05 1 W N 2 H

- ① HOUSING COLOR 1:BLACK
- ② CONTACT GOLD PLATED W/G/F OVERALL
- ③ PACKAGE 2:TAPE REEL
- ④ MARK HHT+D/C



ITEM DESCRIPTION	Q'TY	MATERIAL	TREATMENT	REMARK
f 1# CONTACT	1	STAINLESS STEEL	NICKEL UNDER PLATING OVER ALL.	T=0.2
e 2# CONTACT	1	COPPER ALLOY	NICKEL UNDER PLATING OVER ALL. GOLD FLASH PLATING OVER NICKEL.	T=0.2
d 3# CONTACT	1	COPPER ALLOY	NICKEL UNDER PLATING OVER ALL. GOLD FLASH PLATING OVER NICKEL.	T=0.2
c 4# CONTACT	1	COPPER ALLOY	NICKEL UNDER PLATING OVER ALL. GOLD FLASH PLATING OVER NICKEL.	T=0.2
b 5# CONTACT	1	COPPER ALLOY	NICKEL UNDER PLATING OVER ALL. GOLD FLASH PLATING OVER NICKEL.	T=0.2
a HOUSING	1	THERMOPLASTIC	BLACK	

PART NO.	AAR27-05**N**	FINISH	
FILE NO.	C-AAR27-00-A0	HT	HUNG TA H ENTERPRISE CO.,LTD
TITILE	AUDIO JACK 4POLE		
APP: keah 20120412	DWG NO. C-AAR27-00-A0	REV. A	
CHKD: Aion 20120412	SCALE	SHEET 1 OF 1	
DR: LONG 20120412			

